

**PLANNING & DESIGN**

# WEB DESIGN DEVELOPMENT PROJECT

---

Created by

**Kelly Prendergast**

kprendergast1@quinnipiac.edu


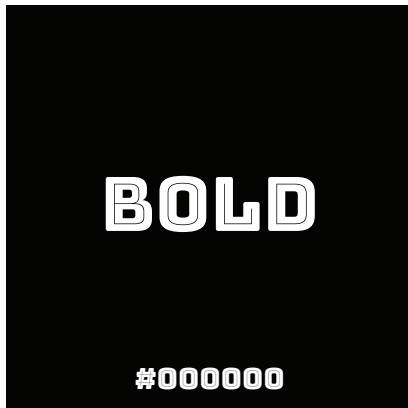


---

Prepared for

**Kev4Kreations**

www.kev4kreations.com

# Mood Board

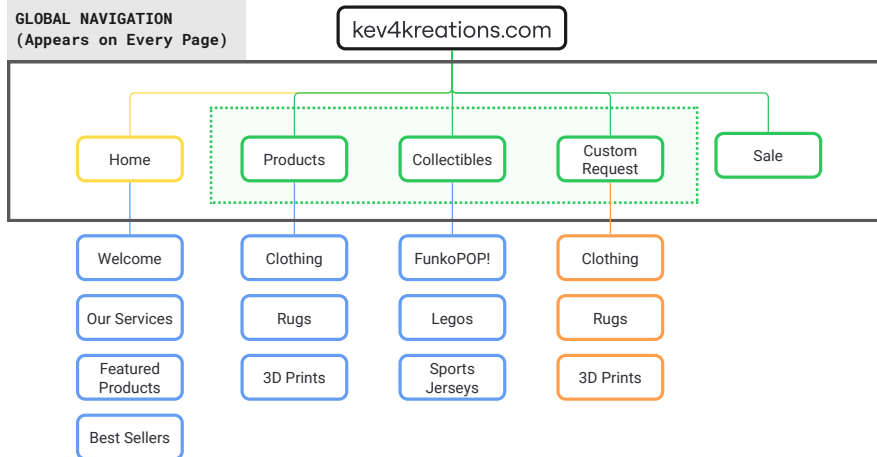


# Sitemap (Revised)

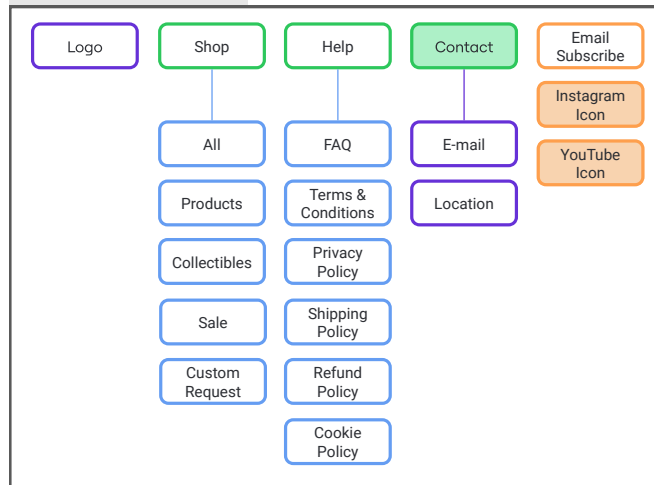
## HEADER NAVIGATION (Appears on Every Page)



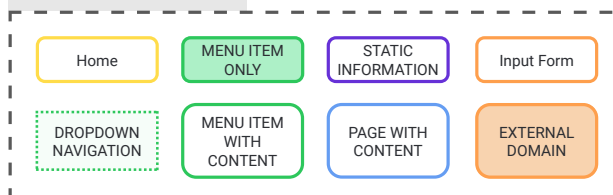
## GLOBAL NAVIGATION (Appears on Every Page)



## FOOTER NAVIGATION (Appears on Every Page)



## LEGEND

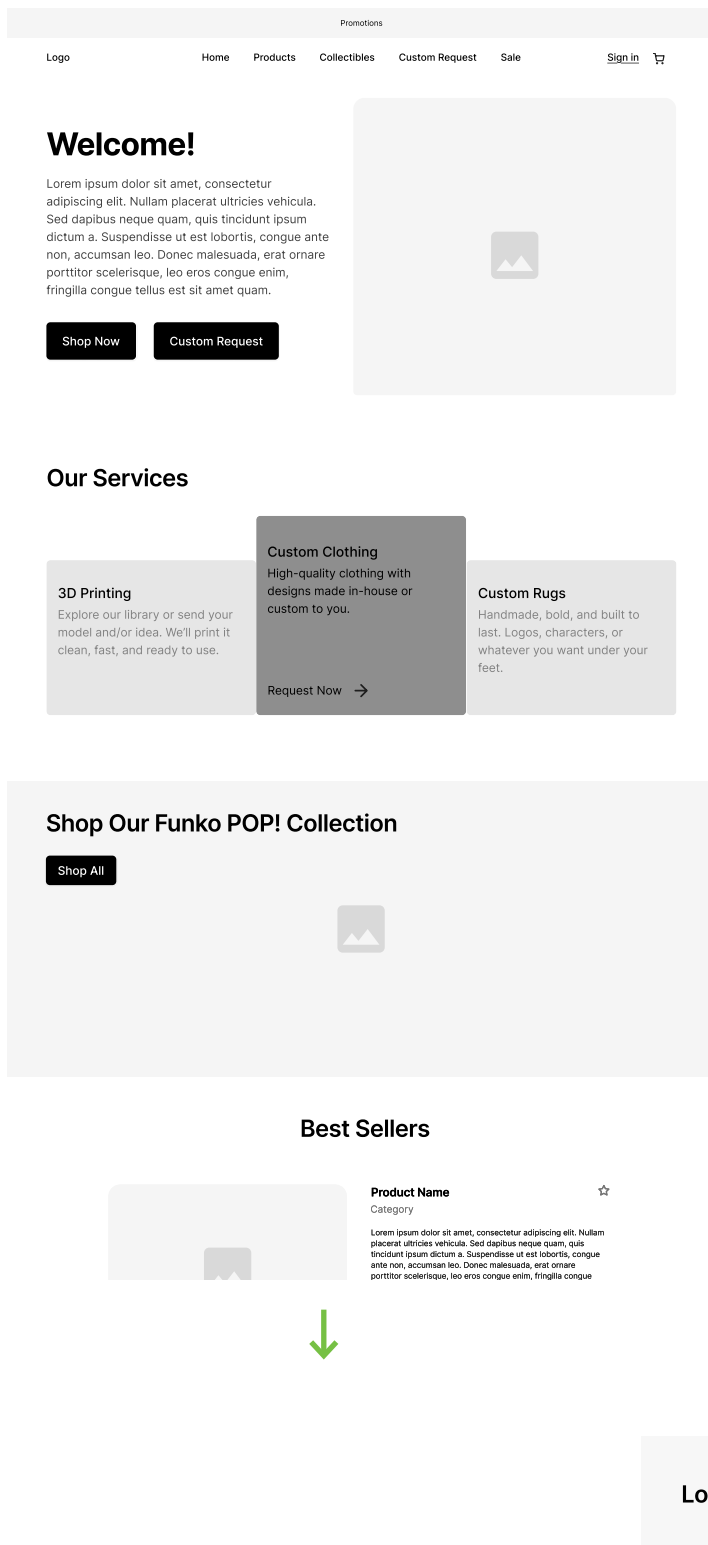


## Proposed Site Map:

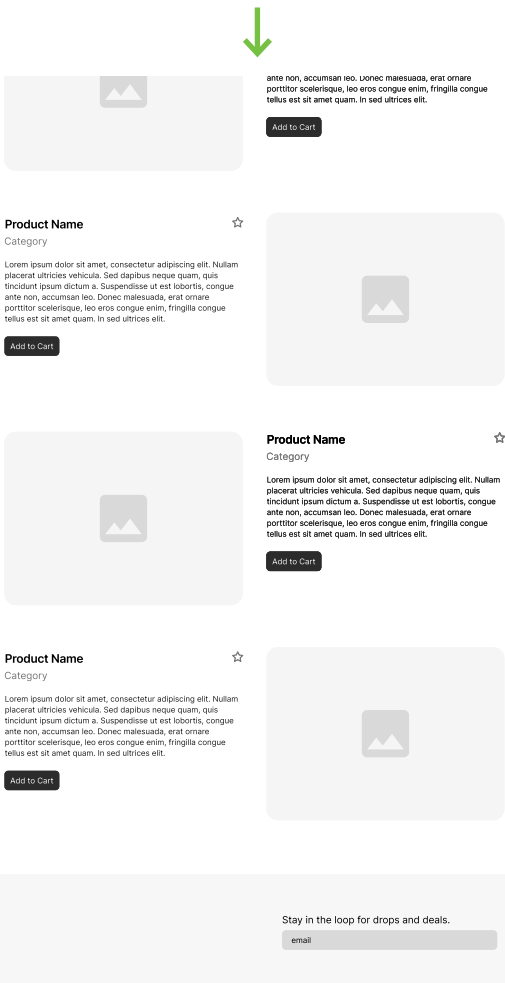
Kev4Kreations  
www.kev4kreations.com

Prepared by:  
Kelly Prendergast

# Wireframe (Home)



The wireframe illustrates the overall structure and functionality of the site, with a homepage designed to immediately introduce the Kev4Kreations brand and capture user interest through its most engaging features. A prominent “Shop Now” call-to-action encourages immediate exploration, while the “Our Services” section plays a key role in communicating the brand’s core offerings; 3D Printing, Custom Clothing, and Custom Rugs. Each service is displayed in a clean, card-style layout featuring a concise, action-driven description and a clear “Request Now” button, allowing users to quickly grasp the scope of services and navigate deeper into specific categories. A featured Funko POP! collection section helps target the pop culture-focused audience, and a scrolling product grid further supports user engagement by offering easy access to best sellers and shop highlights.



---

## Next Steps

As I move into the planning and design phase of the project, the next steps will focus on building out the visual and content foundation of the website. I will begin by gathering and editing high-quality images of the products, ensuring each item is well-lit, visually consistent, and accurately represents what Kev4Kreations offers. In addition to product photography, I plan to capture behind-the-scenes video content that documents Kevin's creative process, such as 3D printing in action or the rug-making workflow, which will be incorporated into the site to build authenticity and user trust. I will also begin outlining written content, including service descriptions, product details, and FAQs, all with a consistent tone and user-focused language. Simultaneously, I will refine the visual style guide (colors, typography, and UI elements) based on the moodboard and wireframes to maintain design consistency throughout the site. These assets will serve as the foundation for building the first round of page layouts in Wix.

### Anticipated Functionalities:

- » Custom Order Form
- » Embedded Videos
- » Photo gallery/slideshow
- » Customer Review Section
- » Potential Instagram Feed or Youtube Shorts

